

# pecaplasty<sup>®</sup>

Percutaneous Bunion Correction



The #1 Percutaneous MIS  
Bunion Company in the US\*

 **novastep<sup>®</sup>**  
Your foot & ankle company

# Predictable

The Pecaplasty® System delivers reproducible outcomes in percutaneous bunion correction. The instrument helps navigate the challenges of the procedure by controlling translation and providing accurate placement of the guide wires. Peca Implants are used to fasten and stabilize the correction during the healing process.

The controlled tri-planar correction and accurate implant placement makes Pecaplasty's outcomes predictable.



Pre-Op



Post-Op



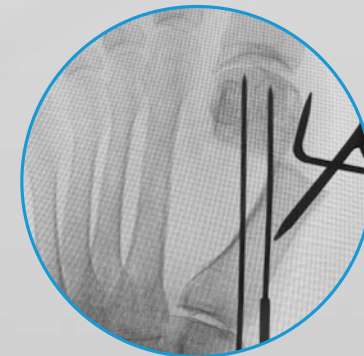
Osteotomy




Transverse



Frontal



Sagittal

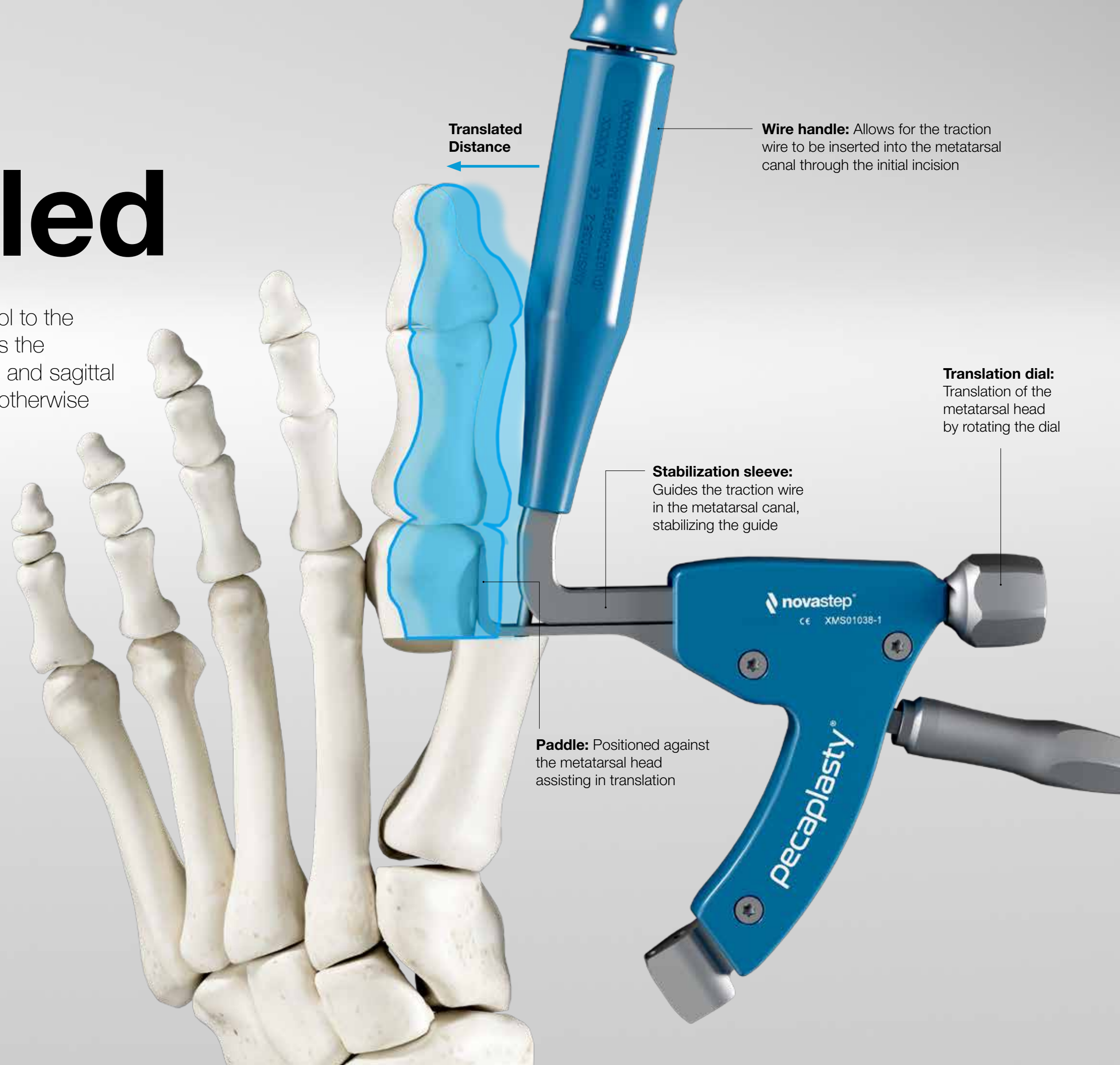


# Controlled

The freedom paddle offers full tri-planar control to the surgeon. Positioned medially, the surgeon has the freedom to manipulate the transverse, frontal, and sagittal planes in addition to the DMAA which would otherwise be limited by a transfix pin into the head.

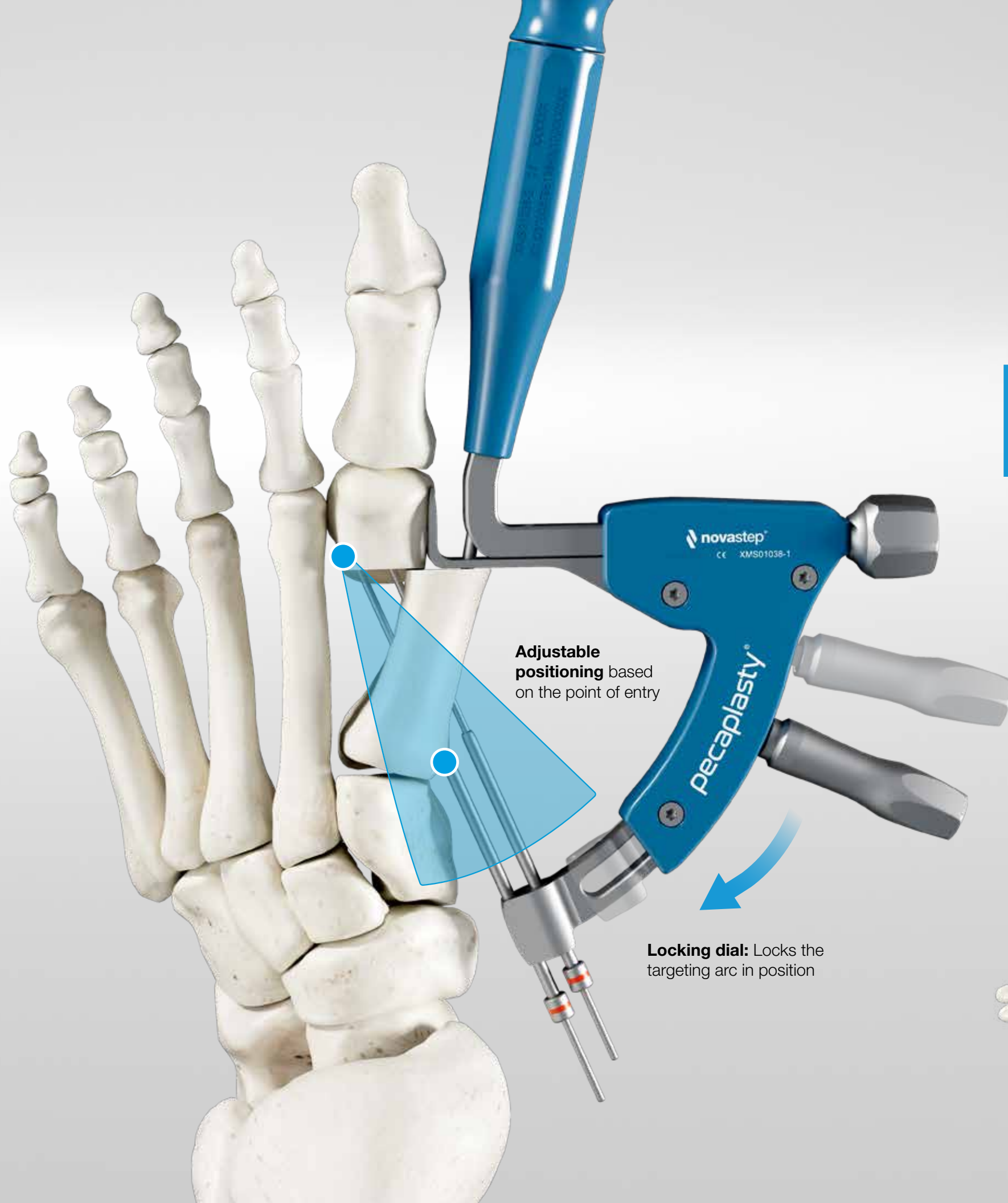


**CONTROLLED  
TRI-PLANAR  
CORRECTION**



# Accurate

The “Sure-Shot” targeting arc enhances the surgeon’s ability like a marksman, to position Peca Implants. Ensures a safe distance between where the proximal Peca implant exits the lateral cortex from the osteotomy.



# peca

Implants

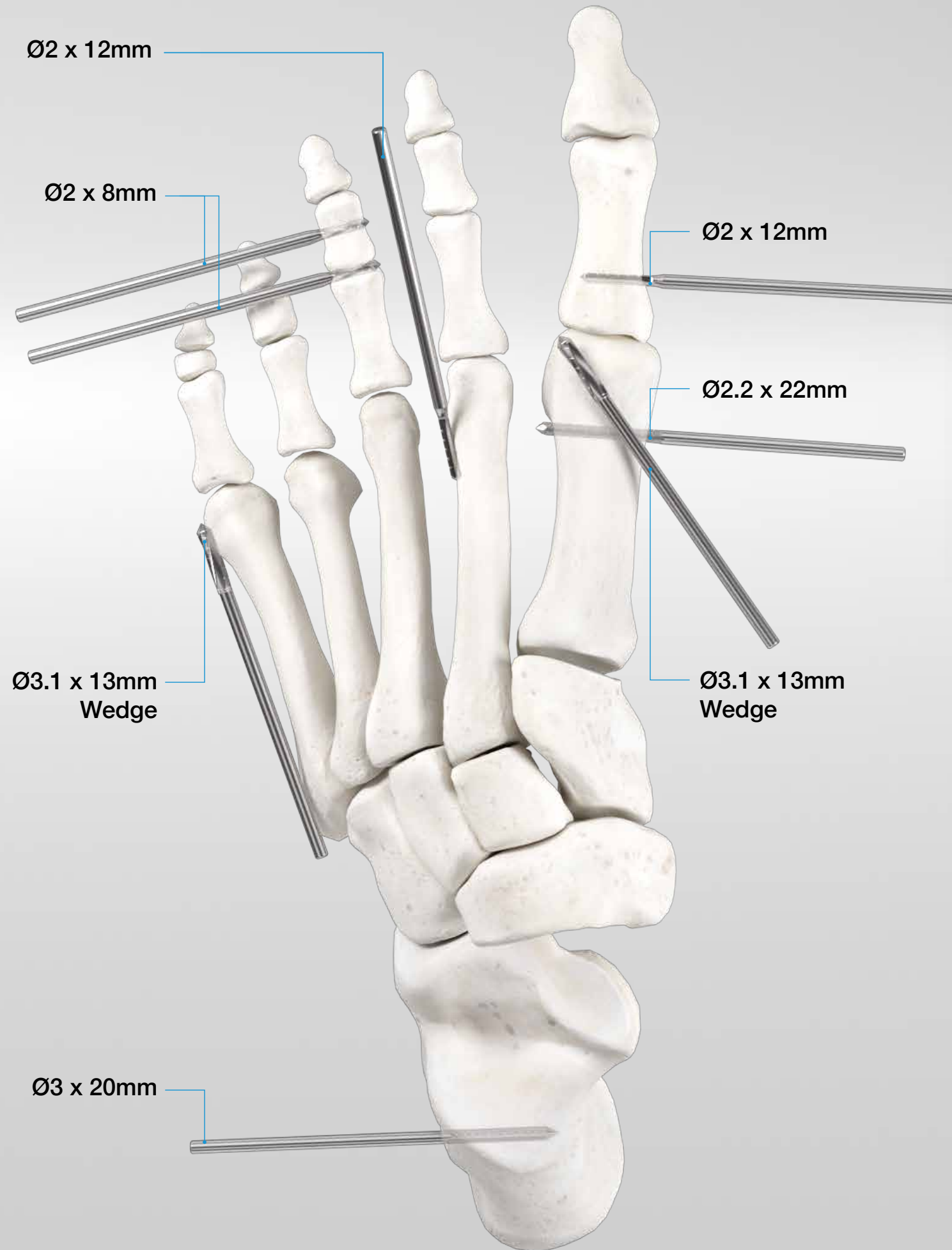
Specifically designed implants for percutaneous bunion correction. Each implant is equipped with a 40° bevel head allowing the implant to sit flush with the near cortex. The self-tapping self-drilling cutting flutes ease insertion while the fully threaded constant pitch maintains stability and holds the correction throughout the healing process.



# Sterile Burr

## Anatomically Designed

Each burr is indication specific to the anatomy of the surgical procedure. The cutting flutes offer precision bone resection and removal without violating soft tissue structures.



**Hammertoe, Akinette**  
Ø2 x 8mm – Cutting



**Akin, DMMO**  
Ø2.0 x 12mm – Cutting



**Bunion, Joint Prep**  
Ø2.2 x 22mm – Cutting



**Calcaneal Slide**  
Ø3x20mm – Cutting  
Ø3x30mm – Cutting



**Cheilectomy, Osteophyte**  
Ø3.1 x 13mm – Shaving



**Cheilectomy, Osteophyte**  
Ø4.1 x 13mm – Shaving

# pecaplasty<sup>®</sup>

Percutaneous Bunion Correction

CAUTION: Federal (USA) law restricts this device to sale by or on the order of a surgeon. Rx only.

This document is intended solely for the use of healthcare professionals. This technique was developed in conjunction with healthcare professionals. A surgeon must always rely on his or her own professional clinical judgment when deciding whether to use a particular product when treating a particular patient. Novastep does not dispense medical advice and recommends that surgeons be trained in the use of any particular product before using it in surgery. The information presented is intended to demonstrate a Novastep product. A surgeon must always refer to the package insert, product label and/or instructions for use, including the instructions for Cleaning and Sterilization (if applicable), before using any Novastep product.

Novastep Inc., or its affiliates, own, use or have applied for the following trademarks or service marks: PECA, Pecaplasty, Novastep. All other trademarks are trademarks of their respective owners or holders.

[www.novastep.life](http://www.novastep.life)



Scan for more  
product information



**Distributed by:**

Novastep Inc.  
930 Sylvan Ave, Suite 125  
Englewood Cliffs, NJ 07632  
(917) 633 4378  
cs@novastep-us.com

 **Legal Manufacturer:**

NOVASTEP SAS  
2, Allée Jacques Firmot  
35000 Rennes, France